

# THE LOCAL



A PUBLICATION OF THE MID-EASTERN REGION OF THE NMRA

VOLUME 51

November-December 1996

Number 6

## From The President

by Bill Gruber

One of the greatest member benefits of belonging to the Mid Eastern Region is attending our Regional Conventions. While the staff of the MER Jersey Limited '96 didn't really get the chance to sit in on the numerous clinics or ride the motor coaches to some of the rail and non-rail tours, it was none the less an exciting event. To me, meeting many of the attendees was just as rewarding and in some case, even more so. Many ideas on managing the day to day Region business were exchanged, some good and some not so good. In any event, I think the Board of Directors came away with a clearer idea of what has to be done over the next several months and years.

While membership promotion is definitely one of our near term goals, the recruitment of existing members thoughts, ideas and services is a "now" term goal. I can assure you that your current Board of Directors are on the same page in making this a Region that serves its Divisions and its members instead of asking them to provide for us. We have many exciting things planned such as a Regional Home Page on the Internet, a vastly improved and "on time" LOCAL, and several other special projects to name a few. While we cannot promise instant changes to current formats, expect some new and exciting ideas in the next several months. Stay tuned for further developments!

Now the bad news. The BOD consists of just seven people, many active in other Region and National activities. Combine these with the dozen or so committee members who have taken an active role in the Region and you have a small core of people providing the brain and leg work for the many that belong. WE NEED YOUR HELP! If you ever thought about getting involved with the NMRA and the Mid Eastern shortly, making sure they are brought

Region, now's the time to put your ideas and talents to work. If you cannot commit yourself "full time", why not offer some short term help? Several committees function for only a few months while others go year round. For example, since we'll be reviewing By-Laws up to current National and Regional changes while not jeopardizing our non-profit status. We'll need some legal help in reviewing any changes that could affect the way we function. How about accounting, writing, sales, soliciting? If you have the skills or desire, we can sure use you! Join in, be a part of the MER! For more information, call, write or e-mail me or any other Board Member.

It was good to see many of the MER's Division Superintendents at our Fall Convention. Perhaps we missed a good opportunity to ask them how the Region could better suit their needs. While I can't propose a cure all the exchange of ideas between each Division along with the Region could only be a positive. Maybe we can set up a Division Officers meeting in a forth-coming Convention where they could get to know each other and share some of their ideas in providing successful meets. After all, this is the grass roots of the organization not to mention the secret to member recruitment. Let's listen!

### Featured items:

*Jersey '96 Contest Results page 3*

*Vehicles for your layout page 4*

*New officers page 7*

*Spring Convention page 8*

**MER LOCAL**  
 Official Publication of the  
 Mid-Eastern Region, NMRA  
 A tax-exempt Organization

The LOCAL is published six times a year. The opinions expressed in the LOCAL do not necessarily reflect those of the MER elected officials or the editorial staff. Commercial suppliers and suppliers addresses in the LOCAL in no way constitute an endorsement by the MER. Copyright material that appears in the LOCAL is used for educational and historical benefit only and doesn't constitute infringement of the copyright holder.

**Chuck Lind, Editor**  
 1744 Moncure-Pittsboro Rd.  
 Moncure, NC 27559-9308  
 919-542-3767

**Bill Gruber, President**  
 79 Quaker Road  
 Mickleton, NJ 08056-1306  
 609-423-4169

**John Johnson, VP**  
 22398 Scojo Drive  
 Franklin, VA 23851-2819  
 804-562-5917

**John Long, Secretary**  
 20 Gale Road  
 Camp Hill, PA 17011-2619  
 717-737-9767

**Ron Schmidt, Treasure**  
 7110 Riverdale Road  
 Lanham, MD 20706-1130  
 301-577-7899

The MER LOCAL welcomes articles, Photographs, artwork, cartoons and other model railroad related material as contributions to the mutual enjoyment of the hobby for the membership. The MER LOCAL assumes no responsibility for the contributions. When necessary the LOCAL editor reserves the right to edit portions of the text in order to accommodate the space allowed per issue. Photographs and artwork will be gladly returned ONLY when the author submits a self-addressed return envelope containing ample postage.

Dues: \$8.00 1 year, \$16.00 2 years

Life Memberships available  
 Apply to office manager with date of birth for quote. Send all dues and membership inquiries to:

**Nelson Garber, Office Manager**  
 Mid-Eastern Region, NMRA



**BOARD OF  
 COMING EVENTS**

Notices must be typed and have complete address of the event. Notices will print in subsequent LOCALS before the event occurs. Use the style shown below and be brief.

**CONVENTIONS**

**Asheville, NC Mid Eastern & Southeastern 1997 Combined Convention.** May 23,24 and 25. Layouts, Clinics and Large Train Show. Radisson Hotel, Ashville, NC For more information contact: Henry Dams, P.O. Box 91, Moore, SC 29369

**OTHER EVENTS**

**Baltimore, MD, Triangle & Western Model Railroad Club Annual Open House,** December 14,15,21,22,28,29, 1996, January 4,5,11,12, 1997. Noon to 5pm. 8622 Belair Road, Baltimore, MD 21236. (410) 256-9037, Tuesday & Thursday 7-10pm

**Bordentown, NJ, Nothern Burlington Model Railroad Club Open House & Show,** November 23-24, 1996 Saturday 10AM-5PM, Sunday 12PM-5PM, 28 Van Drive. Admission \$2.00 Contact: Bob Liberman, 28 Van Drive, Bordentown (609) 298-7337 or John Adams (215) 757-1937.

**Camden County Area, Oaklyn, NJ** New Jersey Division Meet, January 18 from 1 to 4pm, at St. Mark's Lutheran Church. One Haddon Avenue. Layouts, clinics, swap tables Contact Mert Gardner, 110 Otter Branch Drive, Magnolia, NJ or Carl Haslett at (609) 546-9230.

**Delmar, DE, Delmarva Model Railroad Club Holiday Open House,** 12th Annual Open House Dec. 7-8, 1996 & Jan. 11-12, 1997 11AM-5PM Saturday and 1PM-5PM Sunday. 5,000 feet of operating railroads in N, HO, O LGB & Standard Gauge. 103 E State Street 2nd floor. For more information contact 410-546-2312 or 302-875-7043.

**Galax, VA, Twin County RR Club's Sixth Ever Train Fair & Swap Meet,** Nov. 30, Dec. 1, Saturday 10am to 5pm Sunday 11am to 4pm. \$2.00 per person \$3.00 per family. Fairview Ruritan Club off Rt. 89, five miles south of Galax. Contact Stu

Shenk, Rt. 8 Box 201, Galax VA 24333 (540)236-3876

**Greensboro, NC, Carolina Model Railroaders' Annual Open House.** Nov. 23 and 30, 1996. Southern Railway Passenger Station, 300 E. Washington St. From 10AM to 4PM. Admission: Adults \$2.00 Families \$5.00. Info: Ben Stenkowski, P.O. Box 313, Jamestown, NC 27282, 910-656-7968.

**New Bern, NC, Carolina Coastal Railroaders Second Annual Train Show,** March 22 and 23, 1997, 10am to 5pm, Adults \$3.00 Children under 12 Free with adult, New Bern High School Cafeteria, Contact Tommie L. Phelps, 509 River Road, New Bern, NC 28562, 919-637-4026

**Southern Pines, NC, Sandhills Central Model Railroad Club Annual Show,** November 23-24, 1996, 12PM-5PM both days. The Campbell House, 482 East Connecticut Avenue. Adults \$2.00. Contact: Jim Brown (910)295-3700 days, (910)295-6694 eves.

**Timonium, MD, Ellicott City Scale Model RR Assn.'s Great Scale Train Show.** January 25 & 26, 1997 9AM-4PM Saturday, 10AM-4PM Sunday, Maryland State Fairgrounds (Exit 17 off Rt. 83) \$5.00 admission (come back Sunday Free) \$1.00 Children 6-12, Contact: Howard Zane (410) 730-1036 or Ken Young (410) 997-2166, 5236 Thunder Hill Rd. Columbia, MD 21045.

**Upper Marlboro, MD, Southern Maryland Railroad Association, 3rd Annual Combined Train Show** March 1 & 2, 1997 10AM-4PM at The Prince George Equestrian Center Route 4 & 301. For more information 410-535-3229 or 410-257-1033.

**Vienna, VA, Nothern Virginia Model Railroaders, Open House, HO Scale,** December 14, 1996, January 11, February 8, March 15, 1997 1PM-5PM in the Vienna Railroad Station. For more information: (703) 938-515

**Winslow, NJ, The Great Winslow Junction Scale Train and Railroadiana Show.** January 12, 1997, 10am to 3pm, Adults \$3.00, children under 12 Free with an adult. The Winslow Fire Hall, Hall and Hay St. Contact Bill Powell, 306 Broad St., Williamstown, NJ 08094. (609) 728-1327 till 9pm

**Zullinger, PA, Waynesboro Model RR Club Open House, HO & N Gauge Layouts** December 7,8,14,15, 1996 January 5, 12,19,26, February 2, 1997, 1-5pm, Wayncastle Road at PA Route 16, Donations Gratefully Accepted. Contact Don Florwick 717-352-8759

# New Jersey Convention Contest Results

Congratulations and thanks to all the entrants who entered the contest. There were forty-three models entered, with nine of them earning merit awards. Many thanks go to the model contest judges: Bob Charles, Brian Kampschroer, Wm. Terry Nesbit, Al Phollips, Charles Potter and Jim Teese. Once again there was no entry in the traction category. The winners were:

## MODEL CONTEST

### STEAM LOCOMOTIVE

1st John Aaron, G N.G. 2-4-2\*

### DEISEL

1st Charles Evans, On3 Loco #201\*  
2nd Charles Evans, On3 Loco #200\*  
3rd Paul Tice, HO BL-2

### PASSENGER CARS

1st James Dalberg, HO DL&W Business Car #99  
2nd James Dalberg, HO DL&W RPO  
3rd John Aaron, G N.G. Combine

### FREIGHT CARS

1st Charles Flichman, On3 D&RGW Box Car\*  
2nd Mark Rosstedt, HO GN Express Reefer\*  
3rd John Aaron, G N.G. Stock Car

### CABOOSE

1st Thomas Lowry, HO S.V.RR  
2nd Dave Albertson, HO CNJ  
3rd Nick Caccovo, HO Conrail #21103

### NON-REVENUE

1st Robert Bird, HO Derick Car\*  
2nd Roberd Bird, HO Flat Car\*  
3rd Bruce Barrett, HO Boom Car

### STRUCTURES-OFF-LINE

1st Karl A. Scholz, HO Small Town Buildings\*

### STRUCTURES-ON-LINE

1st Thomas Lowry, HO "Arbuckles" Coffee Co.\*  
2nd Karl A. Scholz, HO Flagstop Station  
3rd Leonard Beck, HO NYC Handcar Building

### DIORAMA

1st Thomas Lowry, HO Lackawanna Structures at Northumberland  
2nd Glen Nilsen, HO "Abrahamsens" Welding Co.  
3rd Leonard Beck, HO New Egypt Depot

\* Denotes Merit Award

ember 23-24, 1996, 12PM-5PM both days. The Campbell House, 482 East Connecticut Avenue. Adults \$2.00. Contact: Jim Brown (910) 295-3700 days, (910) 295-6694 eves.

**Timonium, MD, Ellicott City Scale Model RR Assn.'s Great Scale Train Show.** October 19-20, 1996, 9AM-4PM Saturday, 10AM-4PM Sunday, Maryland State Fairgrounds (Exit 17 off Rt. 83) \$5.00 admission (come back Sunday Free) \$1.00 Children 6-12, Contact: Howard Zane (410) 730-1036 or Ken Young (410)

### BEST - IN - SHOW

Charles Flichman On3 D&RGW Box Car

### PRESIDENTS AWARD

Joseph Natale HO Atlantic City Station

### FAVORITE TRAIN

Alan Mende HO CNJ Freight Train

### BLUE LANTERN AWARD

Richard Kitz HOn3 Engine House Diorama

### JERSEY LIMITED '96 AWARD

Rober Malberli HO PRR Interlocking Tower  
This award was sponsored by the staff of "Jersey Limited '96" emphasizing their "unofficial" convention theme: railroad operations

## PHOTO CONTEST

### COLOR PROTOTYPE

1st Robert Shepard "Setting sun on the Santa Fe"  
3rd tie Bob Charles "Diesels in Morning Mist"  
Robert Shepard "Susie Q Spring Snow"

### COLOR MODEL

2nd Paul Blackenstose "PRR Switching at Tipple"

## CRAFT CONTEST

1st Barbara Teer, Dollhouse "Picture" (Cross stitched)  
2nd Hank Force, Freehand drawing - Steam Locomotive  
3rd Louis Aaron, Wreath with burgundy flowers

The Nothern Burlington Model Railroad Club was the sponsor for the switching contest. The winners were:

1st Place Robert Bucklew  
2nd P.J. Mattson  
3rd Ken Volpe

**Mid Eastern & Southeastern  
1997 Combined Convention Asheville, NC  
May 23,24 & 25, 1997**


Page 8 for details

Make your plans and see you there!

# What kind of vehicle

by Chu

As model railroaders, most of us spend our time building exact scale models of engines, cars, and buildings. We spend hours adding scenery and foliage to create the perfect scene. In visiting several of the top quality layouts around the country I have seen this illusion ruined by using toy like vehicles. With just a little work there is no need for this to happen.



## Fixing the problem

As many of you may know I model in On3 so the line of Ertl vehicles is close to scale and is both affordable and readily available. In the photo above I will be using the Chevy Beer truck for all the conversions shown. Before I go into some of the conversions that I have done I will explain some of the quick fixes that will get your cars on the road quickly.

The first major problem is the shine. I don't care if you polish your car daily I don't believe you will ever have a shine like the Ertl or Matchbox cars. Next time you are overspraying some of your rolling stock with dull coat try it on some of your cars. You will be surprised to see how much better the cars look with a little dull coat. It is best to mask off the windows when you do this so the windows keep their clear look.

If you plan on display the car driving down the road, put a driver and maybe a passenger in the car. I cannot tell you how many layouts I have seen where none of the cars have any drivers, which is fine if you are modeling a long parking lot. Use some of the people that you have in your scrap box and cut them to fit the car and don't forget the pet dog hanging out the window.

If you have a car parked in front of a building, leave the door open. This will add to the overall look of life on your layout. You weather your rolling stock so you should do the same with your cars and trucks. If you mainly have dirt roads on your layout the cars should reflect that and have a coating of road dust. Mud should be sprayed up under the fenders and along the lower portion of the car or truck. When you weather some of your cars a little on the heavy side it is a good idea to cut some masking tape the shape of the windshield wipers so when you are finished the windows will look as though the wipers have kept the area clean.

In visiting the late Bob Love's layout one of the things that impressed me (and there were many) was the detail he took with his vehicles. It really impressed me when they dimmed the lights for nighttime running and the cars that were in the streets came to life as the headlights and taillights came on. I came home and tried this with a couple of my cars. I don't know if this is how he did it but I will try and explain what I have done. I use fiber optics for this, it doesn't shine a beam down the street, but it does give off a glow that doesn't overpower the

scene. For the rear, I drill a hole through the rear tail light and glue the end of the fiber optics in place. After the glue has set I trim it up, if needed, and apply a small touch of Polly S red to the end. The front lights take a little more work. First I use a drill about the size of the headlight and just drill it enough to have a countersunk area, being careful not to drill through. Next I use a small drill the size of the fiber optics and drill a hole through and insert the fiber into the hole securing it with a little glue, leaving just a little of the fiber optics sticking out. I paint the countersunk area around the bulb with old silver and finish it off by gluing a MV lens on giving the look of a real headlight. The packet of four fiber optic wires are then fished through a hole in the layout and taped together with a 12 volt light also taped to the ends with black electrical tape.



## Kitbashing the truck

The first step is to dismantel the truck, not always easy if it happens to be one of the metal trucks. I had to drill out the rivits on all of the projects that I will be doing here. The front of the truck was very acceptable to me but the back had to go. I used a hacksaw and cut off the back body of the beer truck. I used a little squadron green as a filler and sanded it smooth. If you want to add dents now is the time to do it. I used a small ball pean hammer and pliers to distress some of the truck. Remember this is one of the trucks that I will be using in the woods so it will be beat up and show the effects of the tough lumber camp life. When this step was complete I airbrushed the main body of the truck. While this was drying I brush painted the underframe and side frame. I then used some wood that I had already distressed and weathered to built up a new frame for the truck bed attaching it to the main frame. I shapped some more wood for the cross pieces and glued those in place about two foot on center. The main boards for the bed were then added. These were very heavily distressed and I chipped and broke some of the boards to give you the impression that it was used heavily with very little care. I then put some low sides (about one foot high) around the bed to keep the cargo from falling out. The final assembly of truck was completed and weathered. I used chalks to finish the weathering and bring out some of the details. All that is left to is to add a barrel or two, some boards, chain or other details and you have a truck that is ready to go to work for you.

# icles do you have?

k Lind




## Stake Bed

The disassembly was done the same as above. I didn't want to use any of the metal truck bed parts, it's hard to make metal look like wood. I built up the basic frame the same as the other truck. I did take a little more care with this truck since I wanted to show some usage, but not the severe weathering like the first. I layed out the location for the post and used Grandt Line stake pockets along the edge of the bed. The sides were built, weathed, and fit into the stakes. I used some rolled up tent canvas details from a military model to finish off the detailing of the bed. I went over the entire truck with chalk to weather it and bring out the door and hood details. Don't forget to weather the wheel. I used a sanding disk to add some tread as well as take of the unrealistic round look.

## Boom Truck

This is by far the most involved of the kitbashing. This truck came to the Tall Pine Lumber Company when a logging friend in Texas, Bob Clark, traded it to me in a deal at the Narrow Gauge Convention this year in Durango. About the only thing that Bob saved was the body and frame. Like the other models the frame was built up using pre weathered boards placed across the frame. The boom was made up from some Evergreen Scale Model Styrene I beam material. The cross beams and other supporting braces were made from a combination of angle and cross beams. Styrene was used for the renerforcing gussets with Grandt Line nut and bolt castings used for the final details. The wench assembly came from a mixture of parts in the junkbox along with some styrene pieces. Some of the plastic military models are a good inexpensive source for many of these detail parts. Don't worry if the kits are a little out of scale when you are using them for the detail parts it is hard to tell the scale. Boxes, barrels and parts from the junk box help give the truck the backwood look I was wanting. The wheels in this particular model were also changed out to a wider set of wheels. In talking with Bob, the wheels came from some of the "Happy Meal" cars that were offered several years ago and that he found at garage sales for almost nothing. Since this truck will be in the back wood and get some real abuse, a front bumper has been added made out of an I beam. The rear bumper has a section of pipe

added for protection in the rear. Thread was used wound around the drum and threaded over a pully on the boom and a hook added. After a good coating of chalks to bring out the detail this truck is ready for many years of use in the woods.



Now that the winter is upon us take a good look at your vehicles. Do they compliment the scene you are trying to portray or do they jump out at you. While you are working on some of those major projects, work in a small kitbashing of a truck and I think you will agree that it really adds life to your layout.

## NOTICE!

Help yourself with a new shirt and help the  
Mid Eastern with your purchase

The **50th Anniversary MER** white golf shirts with the MER logo embroidered in color have been reduced. They are now available at **half price**. While supplies last you can have one for \$10.00, plus \$2.00 postage.

Sizes are 2XL, XL, L, M, and Small some of the sizes are limited so order your today!

To order, List name, address, size, phone number and quantity. Make checks payable to Mid Eastern Region and send it to:

MER Office Manager  
13212 Bellevue Street  
Silver Spring, MD 20904-1703

## Charles R. Lloyd 1926 - 1996

On July 15, 1996, Charles "Dick" Lloyd passed away at the age of 70. Dick's "Lloyd Publicity Company" is remembered for printing the Mid Eastern Region "LOCAL" and maintaining its data base membership list for about 45 years. Even today, his ever present 2107 N. Charles Street, Baltimore, Maryland business address still burns in our minds.


In addition to his life long Mid Eastern Region, NMRA interest, Dick was a streetcar fan. He is best remembered as one of the founders of Baltimore Streetcar Museum 26 years ago. He remained active all of those years as the museum's Vice President of Operations, Chief Dispatcher and Training Instructor. He was a 50 year NRHS Baltimore member since joining that Chapter in 1944 at the age of 18. His testimonials go on and on. Dick was well respected and loved.

The Mid Eastern Region extends its heart felt condolence to his family. The Charles R. Lloyd Memorial Fund has been established in his honor at the Baltimore Streetcar Museum. People wishing to make a contribution in Dick's memory may do so by mailing your contribution to the museum at PO Box 4881, Baltimore, MD 21211.

*Nelson D. Garbe*




1st Boom Car and 2nd Place Flat Car Non-Revenue - Robert Bird HO




1st Place Freight Cars & Best-In-Show - Charles Flichman On3



1st Place Structures on line - Thomas Lowry HO



1st Place Structures off line - Karl Scholz HO



1st Place Steam Engines - John Aaron G Scale

## MID-EASTERN REGION, NMRA, STAFF ROSTER

Board of Directors

President	C. William Gruber	79 Quaker Road, Mickleton, NJ 08056-1306	609-423-4169	102724.61@compuserve.com
Vice President	John Johnson	22398 Scojo Drive, Franklin, VA 23851-2819	804-562-5917	
Secretary	John H. Long, Jr	20 Gale Road, Camp Hill, PA 17011-2619	717-737-9767	JHLJR@juno.com
Treasurer	Ron Schmidt	7110 Riverdale Road, Lanham, MD 20706-1130	301-577-7899	rgschmidt@juno.com
Director	Charles Potter	43 N. West Street, York, PA 17404-3350	717-843-2513	
Director	Jim Teese	5611 Farmbrook Drive, Charlotte, NC 28210-3713	704-553-0576	
Director	Fred Voelcker, Jr.	4F Deep Water Court, Cockeysville, MD 21030-4714	410-667-6024	
Trustee	Monroe Stewart	4908 Woodland Blvd., Oxon Hill, MD 20745-3746	301-630-7565	

Division Superintendents

1. New Jersey	Mert Gardner	110 Otterbranch Drive, Magnolia, NJ 08049-1530	609-784-4263
2. Potomac	Robert Minnis	3016 Dower House Drive, Herndon, VA 22071-2236	703-391-0675
3. Philadelphia	John Nawn	144 Laurel Road, Sharon Hill, PA 19079-1322	610-461-8644
4. Tidewater	Skip Metcalf	2104 St. Brides Road, Chesapeake, VA 23322-2214	804-421-7964
5. James River	Charles Hladik	PO Box 2822 Lynchburg VA 24501-2822	804-821-4941
6. Blue Ridge	INACTIVE		
7. Piedmont Crescent	Cal Reynolds	2919 Camp Circle, Winston-Salem, NC 27106-5002	910-768-7626
9. Mount Clare	Mike Trubow	402 Tee Court, Arnold, MD 21012-2340	410-757-8343
10. South Mountain	Richard Benjamin	7124 Autumn Leaf Lane, Frederick, MD 21702-2962	301-695-7496
11. Susquehanna	W. Terry Nesbit	5760 Union Deposit Road, Harrisburg, PA 17111-4708	717-657-9476
12. Carolina Southern	Gerald Adelman	6135 Ferncliff Drive, Harrisburg, NC 28075-6722	704-784-8559

Committees Reporting to the Secretary

Ballot	Dennis Masters	15 Harvard Road, Hagerstown, MD 21742-6510	301-739-3624
Nominations	Alex Pope, Jr.	5401 Temple Hills Road, Temple Hills, MD 20748	301-894-4400

Committees Reporting to the Treasurer

Auction	E. Winfield Gross	121 Biddle Road, Paoli, PA 19301-1103	610-644-0164
Budget	Dick Higgins	6513 Tower Drive, Apt 3T, Alexandria, VA 22306-6543	Unlisted
Convention	Jim Cope	436 University Boulevard, Wenonah, NJ 08090-1358	609-468-6027
Office Manager	Nelson Garber	13212 Bellevue Street, Silver Spring, MD 20904-1703	301-572-2482

Committees Reporting to Director Potter

LOCAL Editor	Chuck Lind	1744 Moncure-Pittsboro Road, Moncure, NC 27559-9308	919-524-3767
Photographer	Ronald H. Baile	24 Hampton Road, Westmont, NJ 08108-2202	
Clinic Coordinator		VACANT	
Archivist	Nelson Garber	13212 Bellevue Street, Silver Spring, MD 20904-1703	301-572-2482

Committees Reporting to Director Teese

Achievement	Allan Phillips	103 Cloverbrook court, Jamestown, NC 27282-9615	910-454-1058
Development		VACANT	
Estate Counseling	Bill Hammer	P.O. Box 6, Centreville, VA 22020-0009	703-830-3580
Membership		VACANT	
Scouting Merit Badge		VACANT	

Committees Reporting to Director Voelcker

General Contest	John Johnson	22398 Scojo Drive, Franklin, VA 23851-2819	804-562-5917
Model Contest	Don Yingling	2420 Heather Road, York, PA 17404-4383	717-764-2676
Photo Contest	Jim Atkinson	120 Colebrook Road, Elizabethtown PA 17022-9318	717-367-5626
Non-Rail Contest		VACANT	

Division Achievement Coordinators

1. New Jersey	Ronald Baile	24 Hampton Road, Westmont, NJ 08108-2202	609-858-6644
2. Potomac	Ken Berthoud	4505 Hillbrook Drive, Annandale, VA 22003-5920	703-354-1439
3. Philadelphia	David Messer	263 Mingo Road, Royersford, PA 19468-3112	610-948-2191
4. Tidewater	John Johnson	22398 Scojo Drive, Franklin, VA 23851-2819	804-562-5917
5. James River	Gary Quale	3116 Landon Street, Lynchburg, VA 24503-3110	804-384-6308
6. Blue Ridge	INACTIVE		
7. Piedmont Crescent	Allan Phillips	103 Cloverbrook Court, Jamestown, NC 27282-9615	910-454-1058
9. Mount Clare	Frank Winner	283 Oak Court, Severna Park, MD 21146	410-647-3335
10. South Mountain	Frank A. Foight, III	P.O. Box 340, Harpers Ferry, WV 25425-9602	304-725-4786
11. Susquehanna	William T. Nesbit	5760 Union Deposit Road, Harrisburg, PA 17111-4708	717-657-9476
12. Carolina Southern	Jim Teese	5611 Farmbrook Drive, Charlotte, NC 28210-3713	704-553-0576

# **Mid Eastern & Southeastern Regional 1997 Combined Convention**

Model Railroaders from 11 states are expected to attend the largest  
train show in the southeast in 1997

**May 23, 24 and 25, 1997**  
**in beautiful Asheville, North Carolina**

The Convention Hotel will be the Radisson Hotel, Asheville, North Carolina with a special  
convention room rate of \$77.00 per night

The Train Show will be held in the Asheville Civic Center  
This 24,000 square foot arena will provide space for several modules and numerous dealers  
There will be clinics on a number of timely topics. Modeling greats like Allen McClelland,  
John Armstrong and Randy Lee will be the key Clinicians  
Approximately 15 different clinics are planned

**Need Additional Information:**

Registration: Henry Danis, P.O. Box 91, Moore, SC 29369

Dealers: Kent Roberts, 379 Cobblestone Drive, Waynesville, NC 28786

All other information: J. Patrick Price, 26 Zephyr Drive, Asheville, NC 28806

---

**MID-EASTERN REGION, NMRA, INC.**

13212 Bellevue Street

Silver Spring MD 20904-1703